

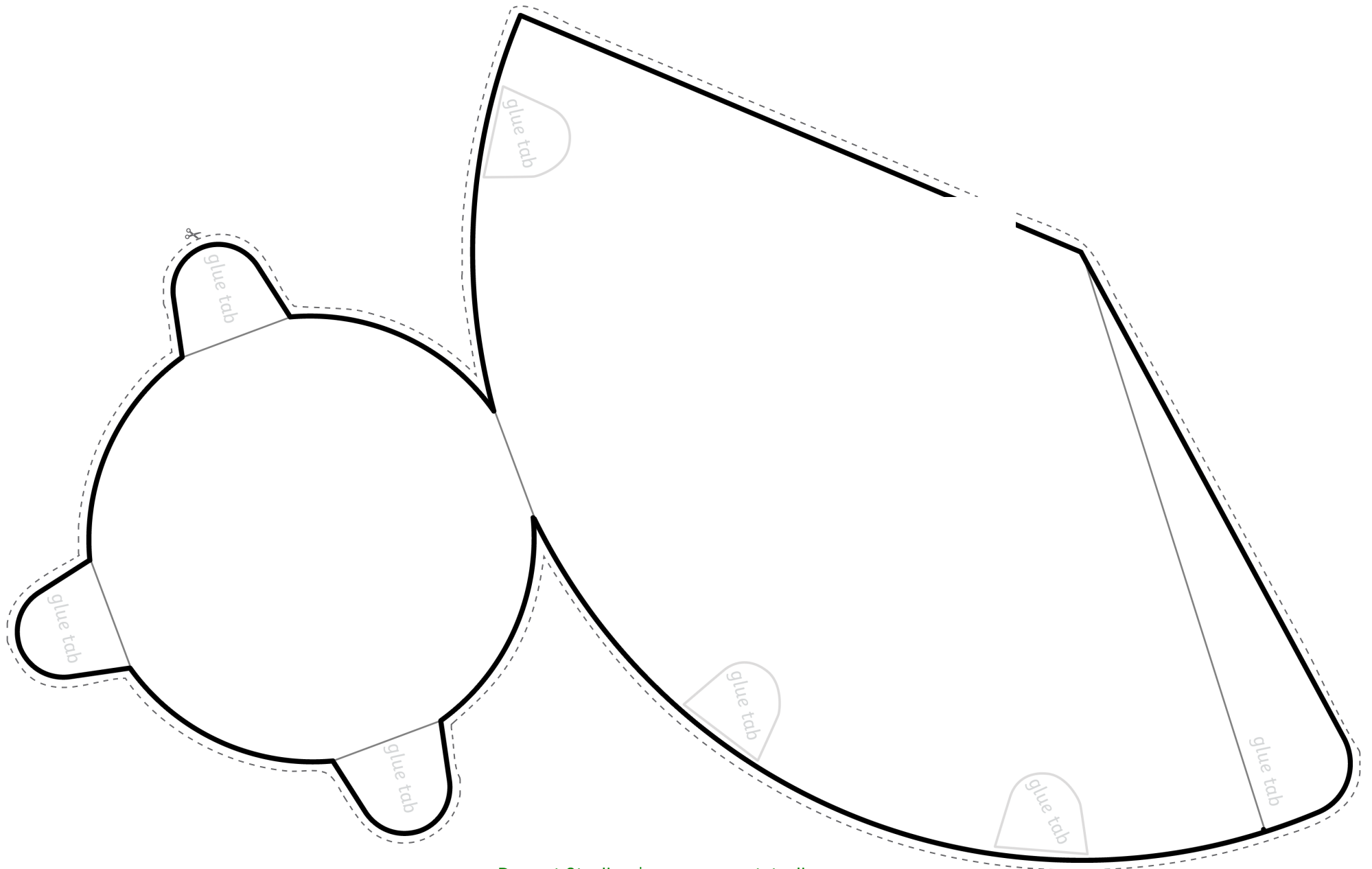
Craft Resource Disclaimer



We hope you find the information on our website and resources useful. This resource refers to the use of scissors. You are responsible for the safe use of these resources, including following any manufacturer's instructions or guidance. We are not responsible for the health and safety of your group or environment and, so, insofar as it is possible under the law, we cannot accept liability for any loss suffered by anyone due to the use of this resource.

Cone 3D Shape Net

Print the template (card stock recommended). Cut along the dotted lines, and then fold along the solid lines.
Use a small amount of glue on the indicated tabs to hold the shape.



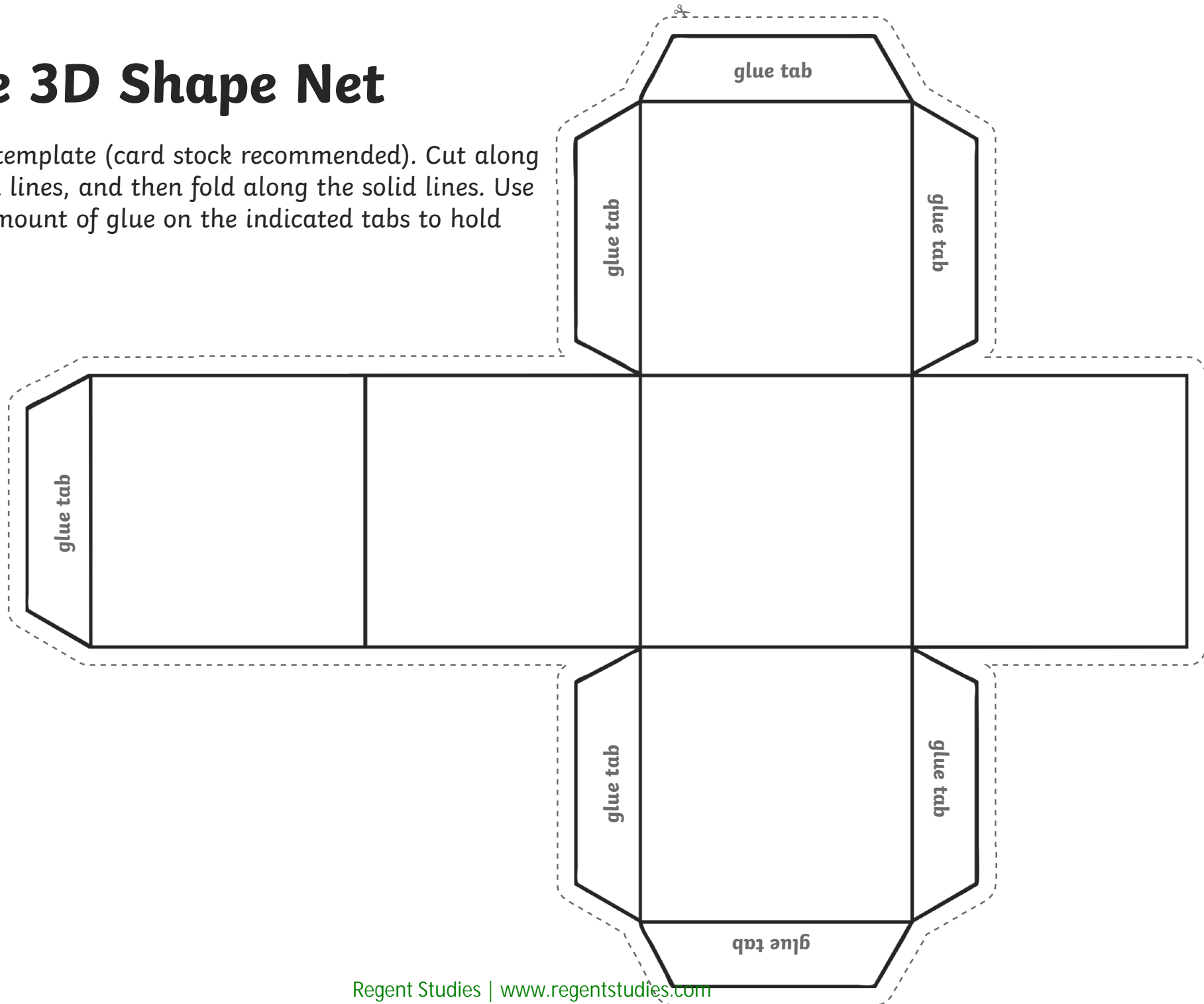
Craft Resource Disclaimer



We hope you find the information on our website and resources useful. This resource refers to the use of scissors. You are responsible for the safe use of these resources, including following any manufacturer's instructions or guidance. We are not responsible for the health and safety of your group or environment and, so, insofar as it is possible under the law, we cannot accept liability for any loss suffered by anyone due to the use of this resource.

Cube 3D Shape Net

Print the template (card stock recommended). Cut along the dotted lines, and then fold along the solid lines. Use a small amount of glue on the indicated tabs to hold the shape.



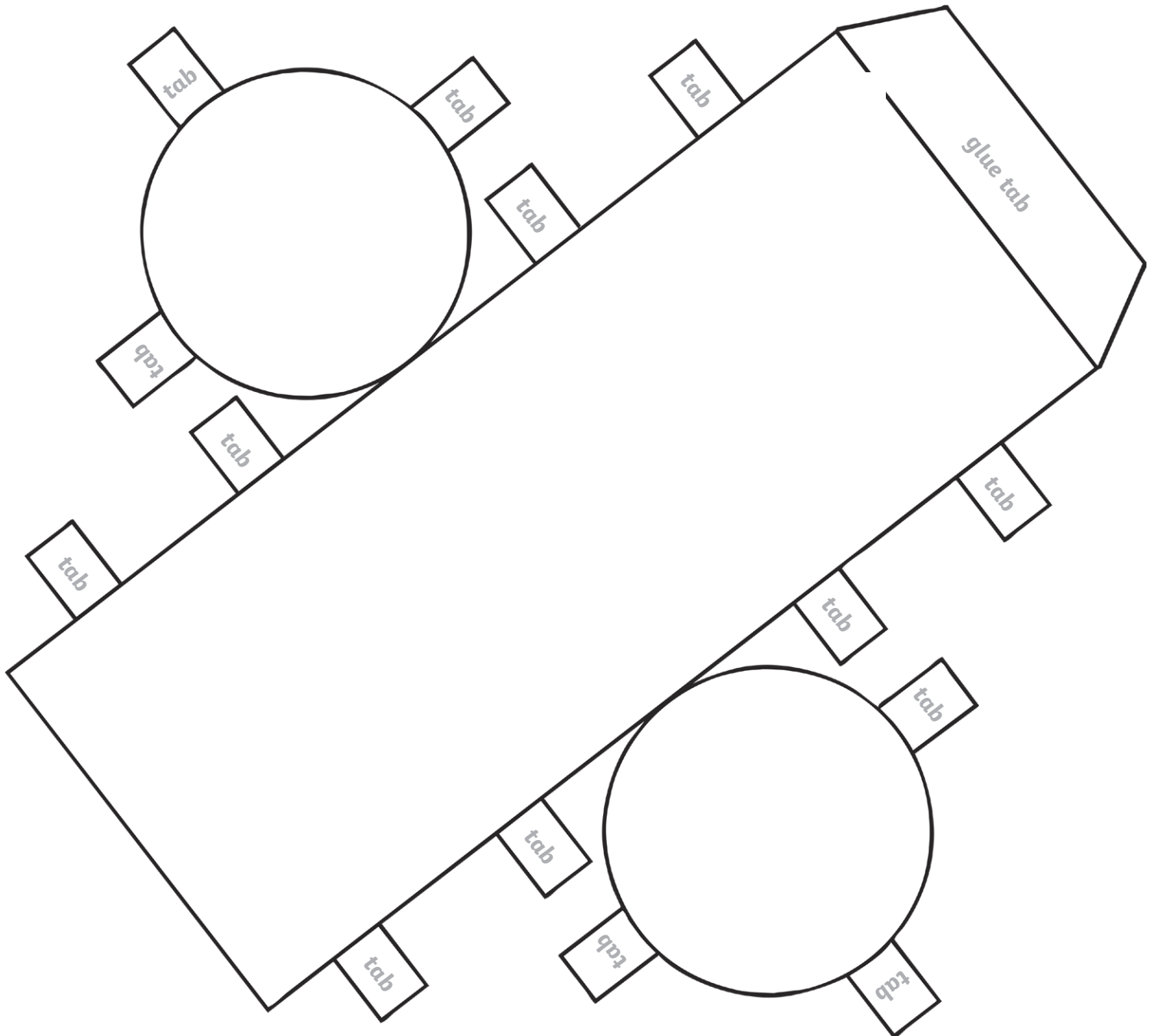
Craft Resource Disclaimer




We hope you find the information on our website and resources useful. This resource refers to the use of scissors. You are responsible for the safe use of these resources, including following any manufacturer's instructions or guidance. We are not responsible for the health and safety of your group or environment and, so, insofar as it is possible under the law, we cannot accept liability for any loss suffered by anyone due to the use of this resource.

Cylinder 3D Shape Net

Print the template (card stock recommended). Cut along the exterior lines, then carefully fold to form the cylinder. Use a small amount of glue on the indicated tabs to stick the shape together.



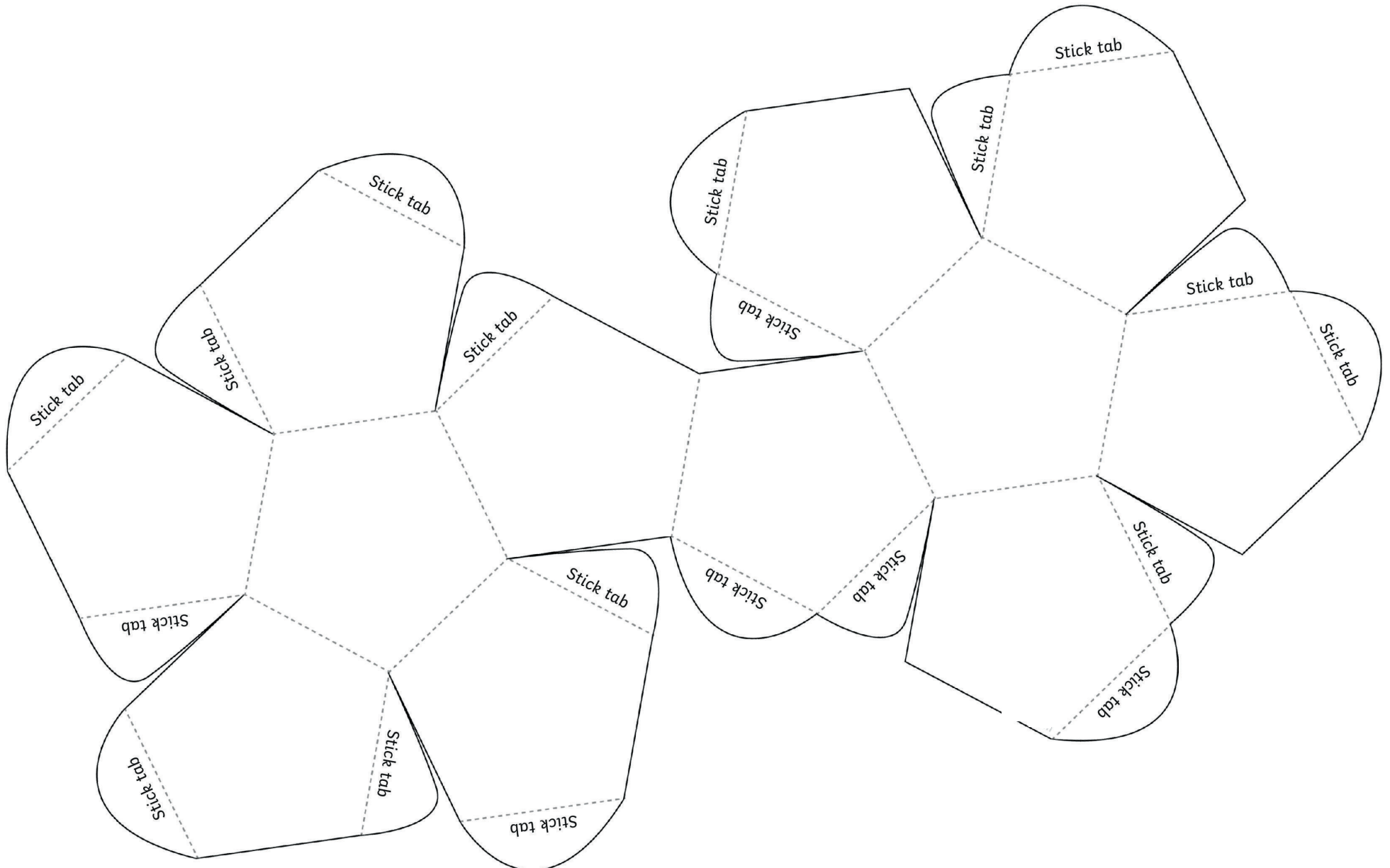
Craft Resource Disclaimer



We hope you find the information on our website and resources useful. This resource refers to the use of scissors. You are responsible for the safe use of these resources, including following any manufacturer's instructions or guidance. We are not responsible for the health and safety of your group or environment and, so, insofar as it is possible under the law, we cannot accept liability for any loss suffered by anyone due to the use of this resource.

Dodecahedron 3D Shape Net

Print the template (card stock recommended). Cut along the solid lines, and then fold along the dashed lines. Use a small amount of glue on the indicated tabs to stick the shape together.



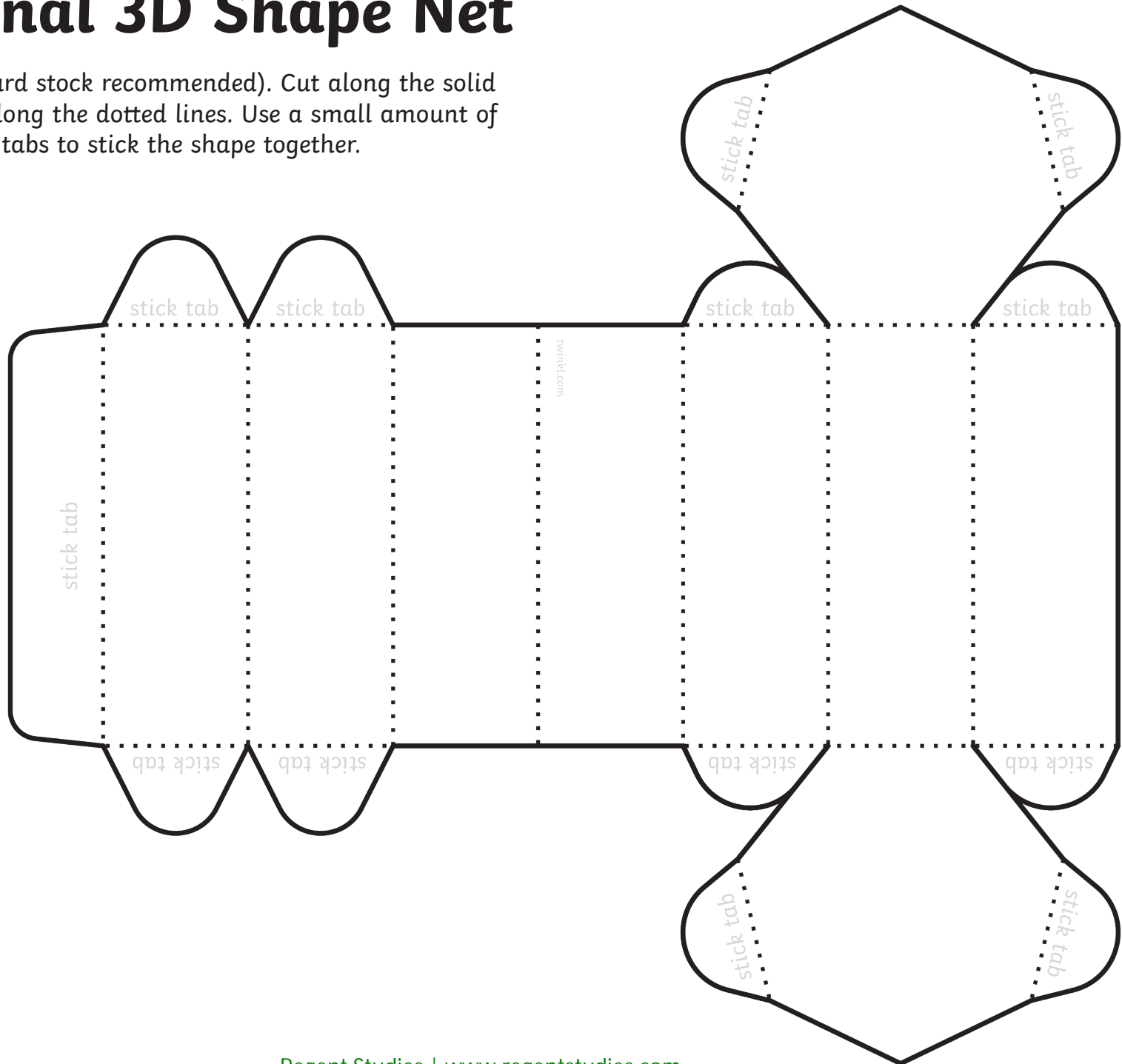
Craft Resource Disclaimer



We hope you find the information on our website and resources useful. This resource refers to the use of scissors. You are responsible for the safe use of these resources, including following any manufacturer's instructions or guidance. We are not responsible for the health and safety of your group or environment and, so, insofar as it is possible under the law, we cannot accept liability for any loss suffered by anyone due to the use of this resource.

Heptagonal 3D Shape Net

Print the template (card stock recommended). Cut along the solid lines, and then fold along the dotted lines. Use a small amount of glue on the indicated tabs to stick the shape together.



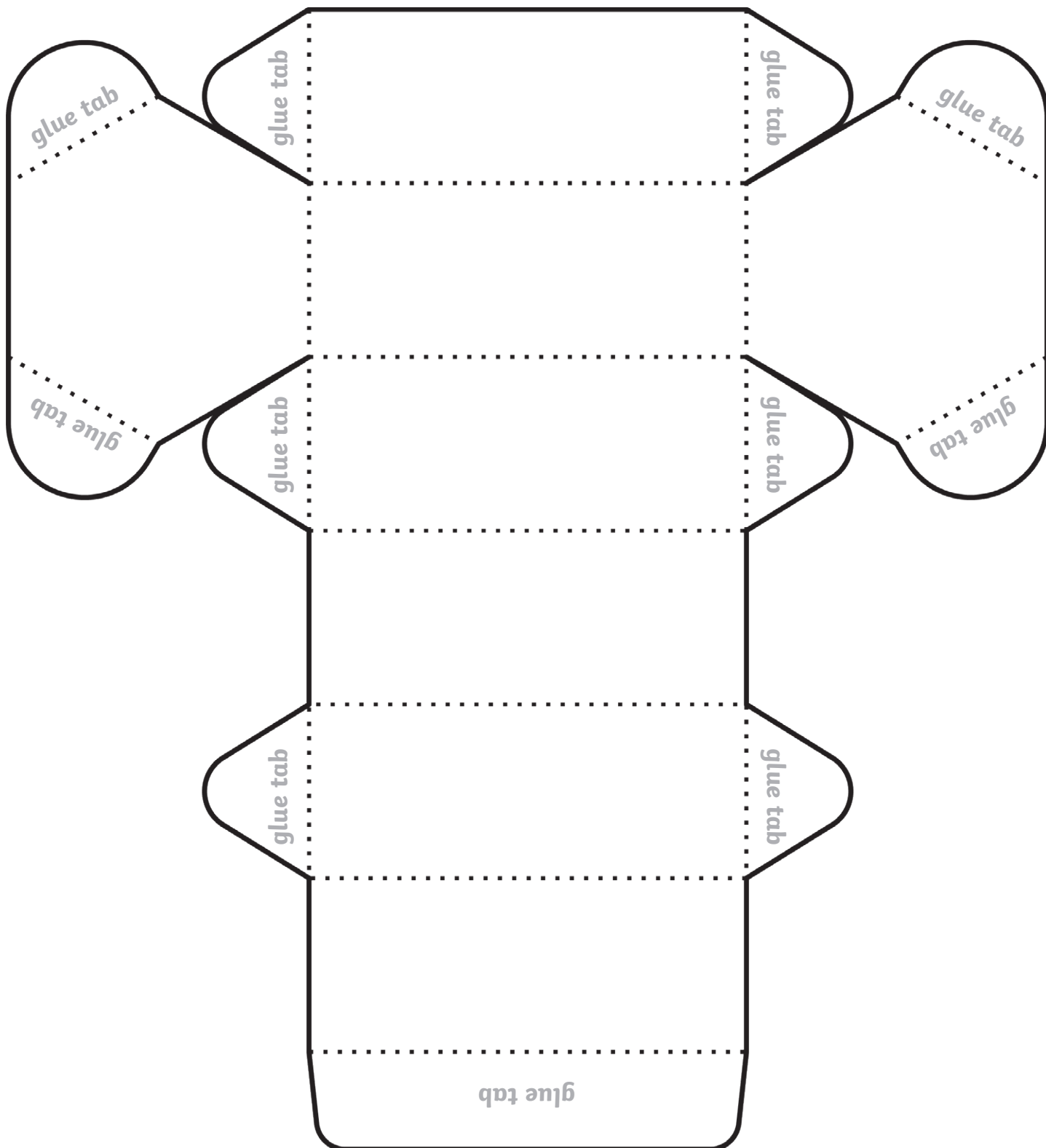
Craft Resource Disclaimer




We hope you find the information on our website and resources useful. This resource refers to the use of scissors. You are responsible for the safe use of these resources including following any manufacturer's instructions or guidance. Some ingredients and/or materials used might cause allergic reactions or health problems. You should ensure that you are fully aware of the allergies and health conditions of those taking part. We are not responsible for the health and safety of your group or environment and so, insofar as it is possible under the law, we cannot accept liability for any loss suffered by anyone due to the use of this resource.

Hexagonal Prism 3D Shape Net

Print the template (card stock recommended). Cut along the solid lines, and then fold along the dotted lines. Use a small amount of glue on the indicated tabs to stick the shape together.



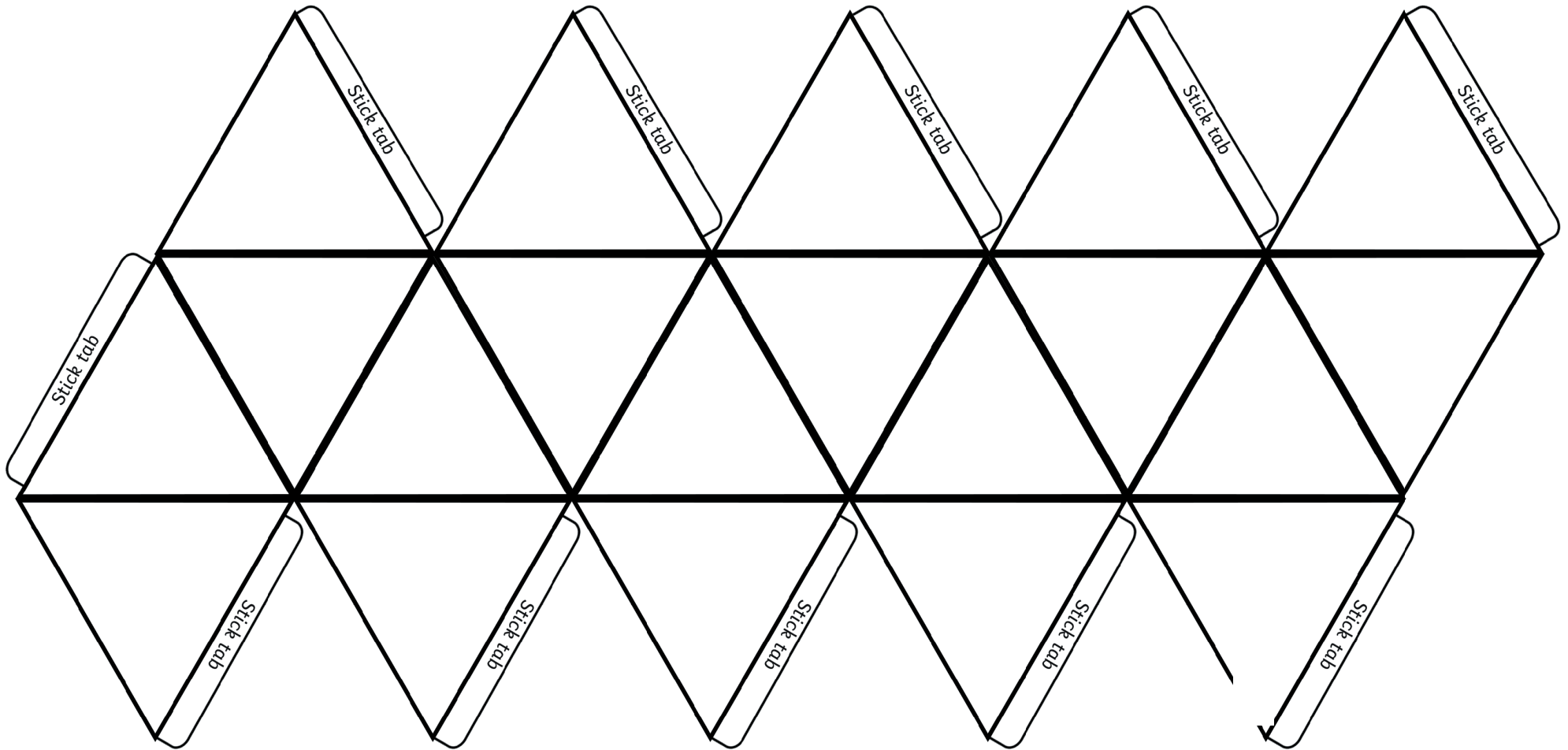
Craft Resource Disclaimer



We hope you find the information on our website and resources useful. This resource refers to the use of scissors. You are responsible for the safe use of these resources, including following any manufacturer's instructions or guidance. We are not responsible for the health and safety of your group or environment and, so, insofar as it is possible under the law, we cannot accept liability for any loss suffered by anyone due to the use of this resource.

Icosahedron 3D Shape Net

Print the template (card stock recommended). Cut along the exterior lines, and then fold along the bold lines. Use a small amount of glue on the indicated tabs to stick the shape together.



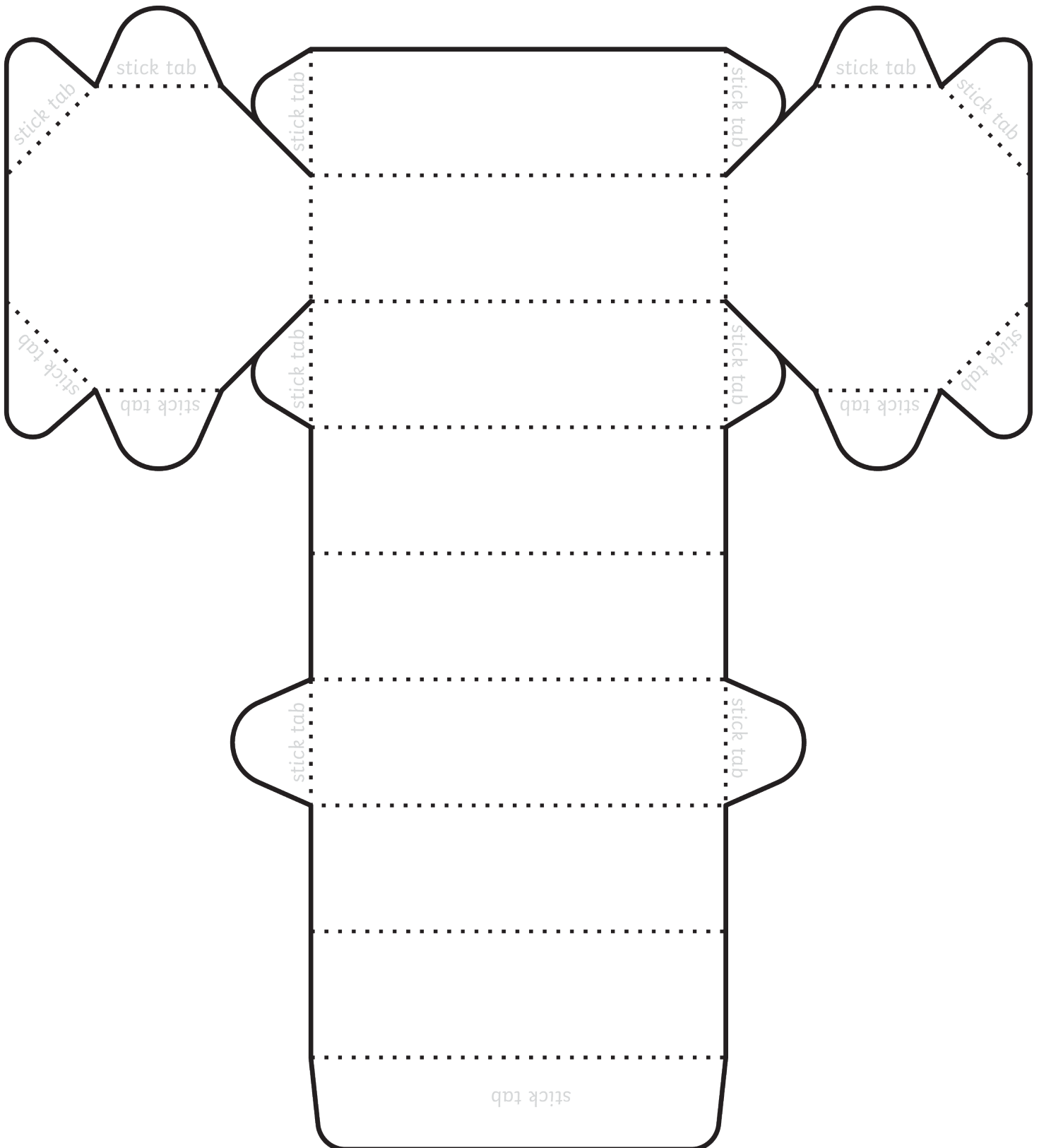
Craft Resource Disclaimer



We hope you find the information on our website and resources useful. This resource refers to the use of scissors. You are responsible for the safe use of these resources including following any manufacturer's instructions or guidance. Some ingredients and/or materials used might cause allergic reactions or health problems. You should ensure that you are fully aware of the allergies and health conditions of those taking part. We are not responsible for the health and safety of your group or environment and so, insofar as it is possible under the law, we cannot accept liability for any loss suffered by anyone due to the use of this resource.

Octagonal Prism 3D Shape Net

Print the template (card stock recommended). Cut along the solid lines, and then fold along the dotted lines. Use a small amount of glue on the indicated tabs to stick the shape together.



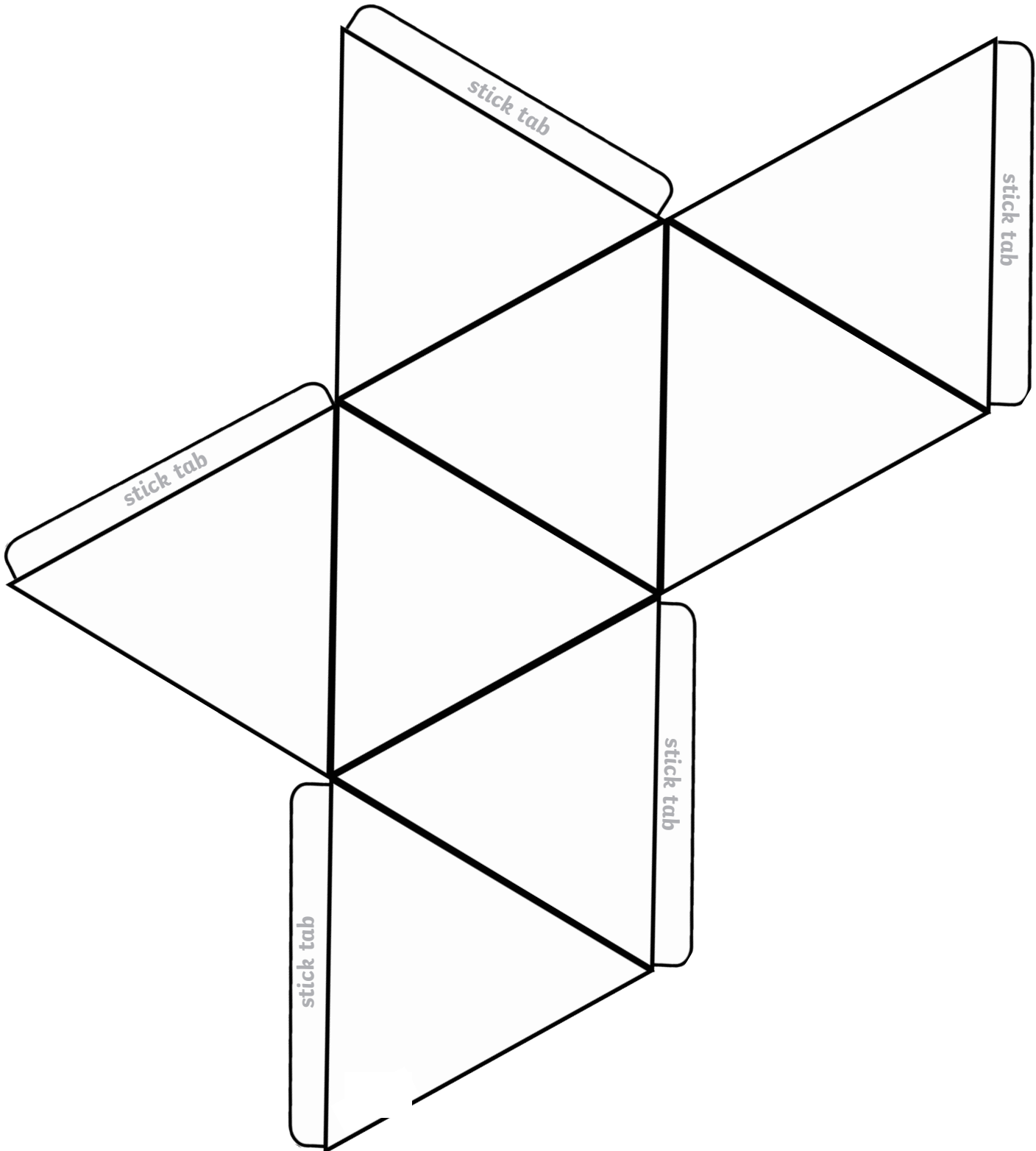
Craft Resource Disclaimer



We hope you find the information on our website and resources useful. This resource refers to the use of scissors. You are responsible for the safe use of these resources including following any manufacturer's instructions or guidance. Some ingredients and/or materials used might cause allergic reactions or health problems. You should ensure that you are fully aware of the allergies and health conditions of those taking part. We are not responsible for the health and safety of your group or environment and so, insofar as it is possible under the law, we cannot accept liability for any loss suffered by anyone due to the use of this resource.

Octahedron 3D Shape Net

Print the template (card stock recommended). Cut along the exterior lines, then carefully fold to form the shape. Use a small amount of glue on the indicated tabs to stick the shape together.



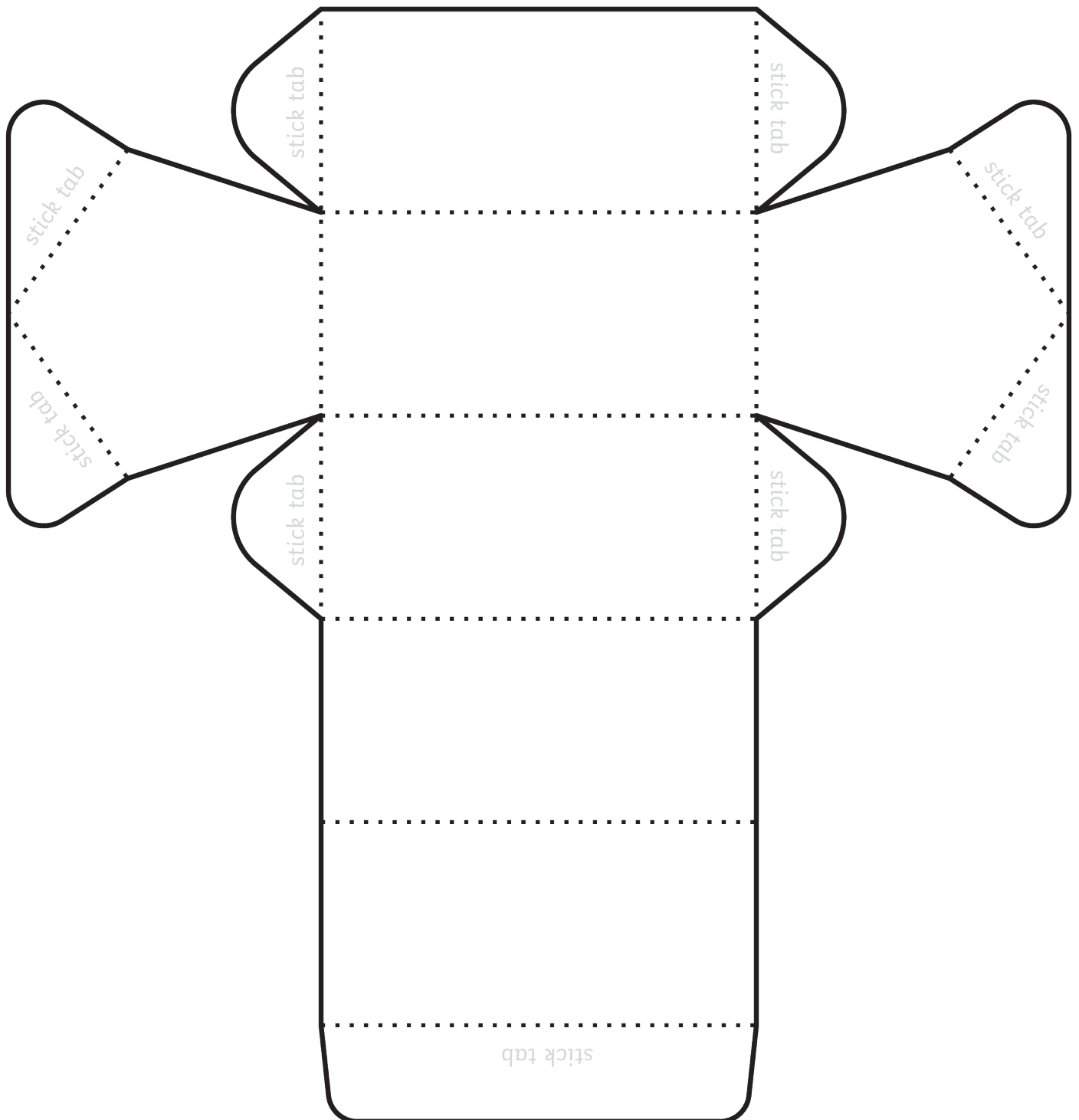
Craft Resource Disclaimer



We hope you find the information on our website and resources useful. This resource refers to the use of scissors. You are responsible for the safe use of these resources, including following any manufacturer's instructions or guidance. We are not responsible for the health and safety of your group or environment and, so, insofar as it is possible under the law, we cannot accept liability for any loss suffered by anyone due to the use of this resource.

Pentagonal Prism 3D Shape Net

Print the template (card stock recommended). Cut along the solid lines, and then fold along the dotted lines. Use a small amount of glue on the indicated tabs to stick the shape together.



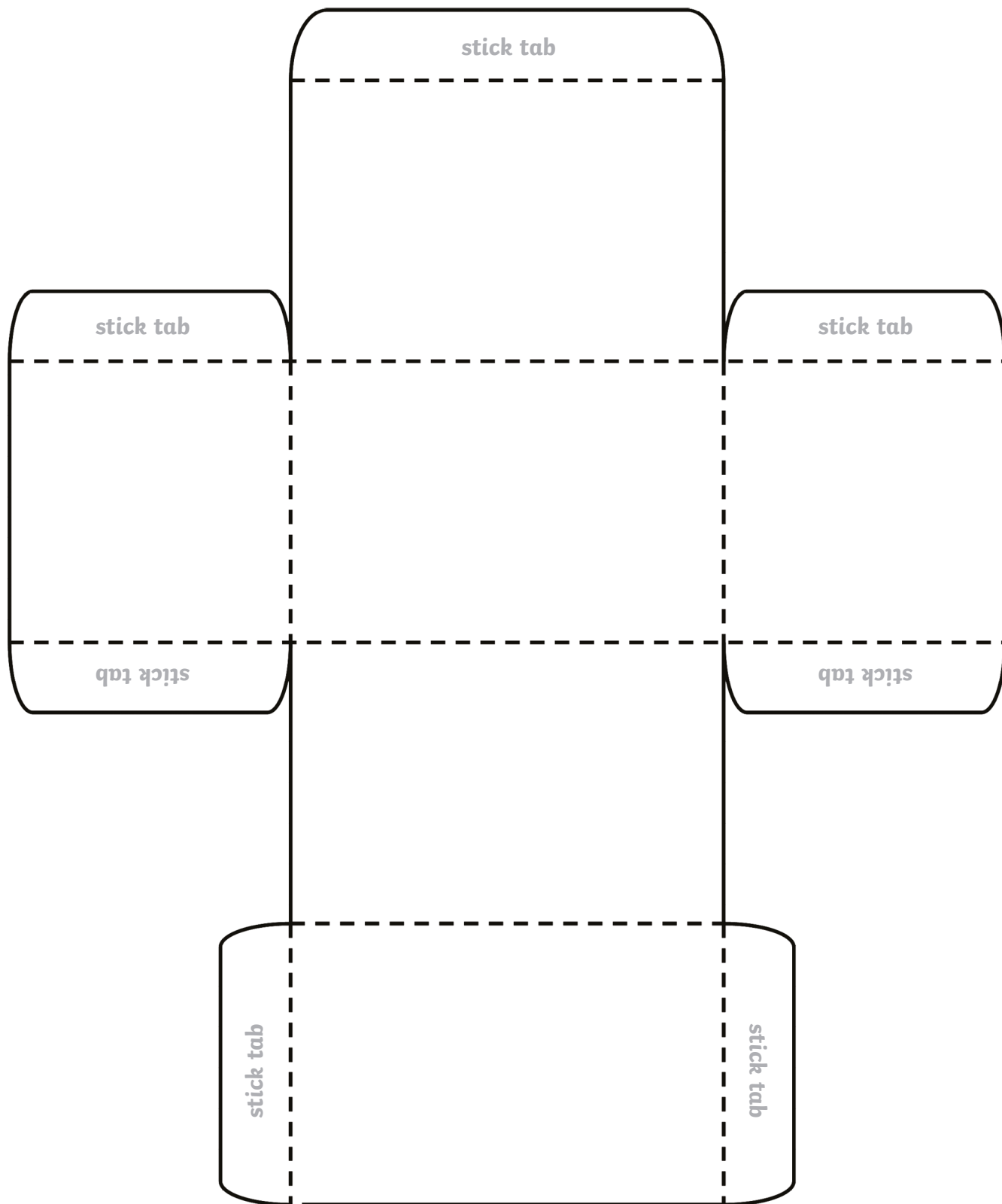
Craft Resource Disclaimer



We hope you find the information on our website and resources useful. This resource refers to the use of scissors. You are responsible for the safe use of these resources including following any manufacturer's instructions or guidance. Some ingredients and/or materials used might cause allergic reactions or health problems. You should ensure that you are fully aware of the allergies and health conditions of those taking part. We are not responsible for the health and safety of your group or environment and so, insofar as it is possible under the law, we cannot accept liability for any loss suffered by anyone due to the use of this resource.

Rectangular Prism 3D Shape Net

Print the template (card stock recommended). Cut along the solid lines, and then fold along the dotted lines. Use a small amount of glue on the indicated tabs to stick the shape together.



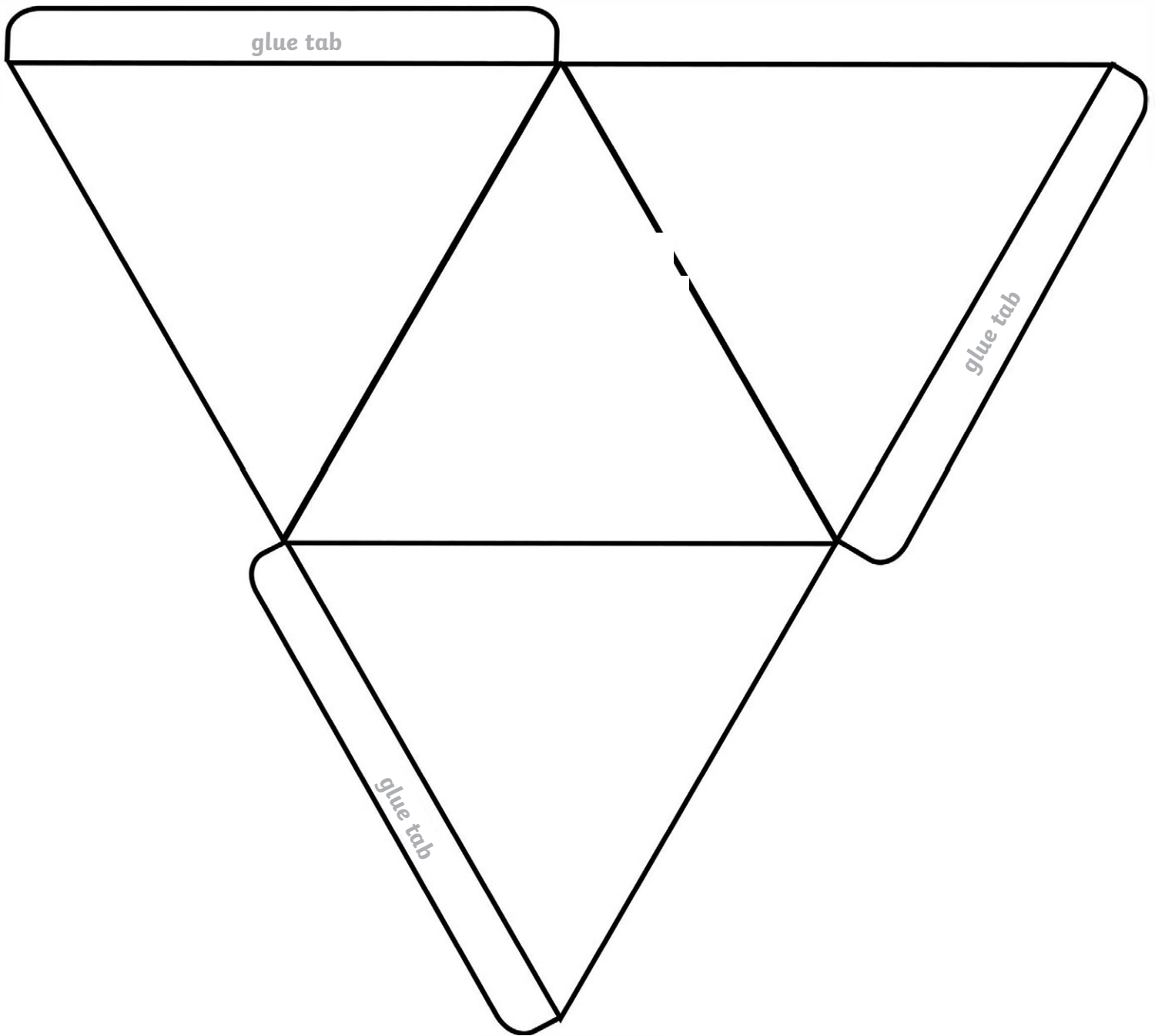
Craft Resource Disclaimer



We hope you find the information on our website and resources useful. This resource refers to the use of scissors. You are responsible for the safe use of these resources, including following any manufacturer's instructions or guidance. We are not responsible for the health and safety of your group or environment and, so, insofar as it is possible under the law, we cannot accept liability for any loss suffered by anyone due to the use of this resource.

Tetrahedron 3D Shape Net

Print the template (card stock recommended). Cut along the exterior lines, and then fold along the bold lines. Use a small amount of glue on the indicated tabs to stick the shape together.



Craft Resource Disclaimer



We hope you find the information on our website and resources useful. This resource refers to the use of scissors. You are responsible for the safe use of these resources, including following any manufacturer's instructions or guidance. We are not responsible for the health and safety of your group or environment and, so, insofar as it is possible under the law, we cannot accept liability for any loss suffered by anyone due to the use of this resource.

Triangular Prism 3D Shape Net

Print the template (card stock recommended). Cut along the solid lines, and then fold along the dotted lines. Use a small amount of glue on the indicated tabs to stick the shape together.

